

PC Mount Relays


R72 Series



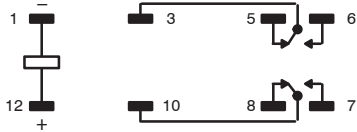
Subminiature, DPDT, 1 Amp Relay for Office Automation and Test and Measurement.

Features

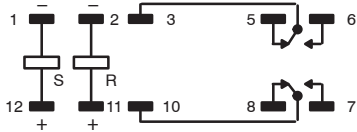
- High Sensitivity
- Small Size
- Low Power Consumption
- Fully Sealed Construction
- Latching Type (C-Suffix)



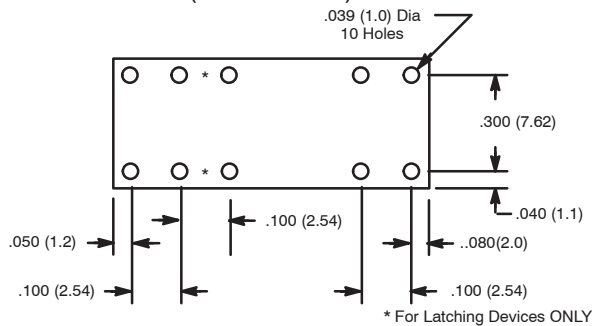
DPDT, 2 Form "C"



Latching Devices



Mounting Holes (Bottom View)



* For Latching Devices ONLY

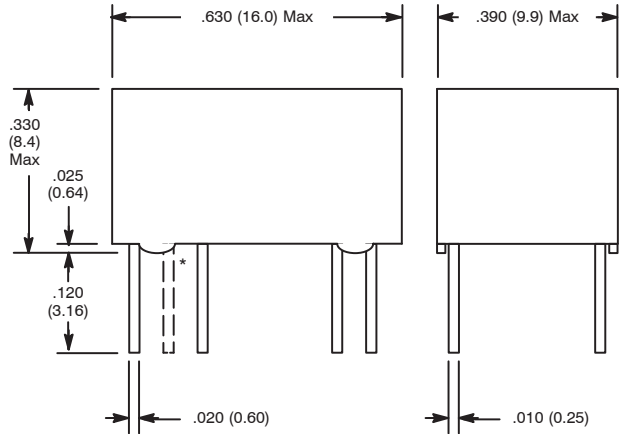
DC OPERATED

NTE Type No.	Nom. Volt.	Contact Arr.	Coil Res. Ohms (Typ)	Approx. Nom. Power	Max. Contact Cur. @ 30VDC or 30VAC	Diag No.
R72-11D1-6C	6VDC	DPDT	180	200mW	1A/0.5A	D45
R72-11D1-12	12VDC	DPDT	720	200mW	1A/0.5A	D45
R72-11D1-12C	12VDC	DPDT	720	200mW	1A/0.5A	D45
R72-11D1-24	24VDC	DPDT	2,880	200mW	1A/0.5A	D45

ACCESSORIES

MOUNTING STYLES	DESCRIPTION	NTE TYPE NO.
PC MOUNT	14-Lead DIP	NTE409

D45



* For Latching Devices ONLY

Electrical Specifications

Contact

Rating: 0.5A at 30VAC, 1A at 30VDC
Material: Ag (Au clad)

Coil

Coil Voltages: See Chart
Pick-up Voltages: 70% max of rated voltage
80% max (Set, Latching)
80% max (Reset, Latching)
Drop-out Voltages: 10% min of rated voltage
Resistance: See Chart

Operational Characteristics

Timing Value: Operate Time: 5 mS max
Release Time: 5 mS max

Insulation Characteristics

Dielectric Strength
Between Coil & Contacts: 1000 VAC
Between Set and Reset Coils: 250 VAC (Latching)
Between Contacts of Same Polarity: 750 VAC
Between Contacts of Different Polarity: 1000 VAC
Resistance: 50 megohms max.

Environmental Characteristics

Operating: -40°C to +70°C

Life

Mechanical: 50,000,000 (Latching 1,000,000) operations min (at 18,000 operations/hr)

Weight

Std: 0.11 oz (3 grams) approx.